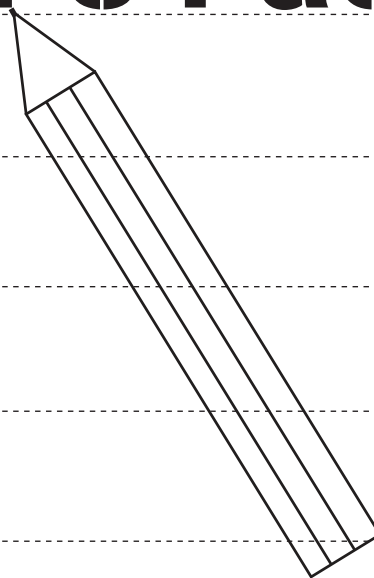




E

Barking xplorer's Pack



In this pack you will find different activity sheets for your explorers trail of Barking.

Each sheet has a symbol to tell you what you will be doing.

There are **2 different activities**, these are:



Exploring Activity



Drawing Activity

Clocks of Barking

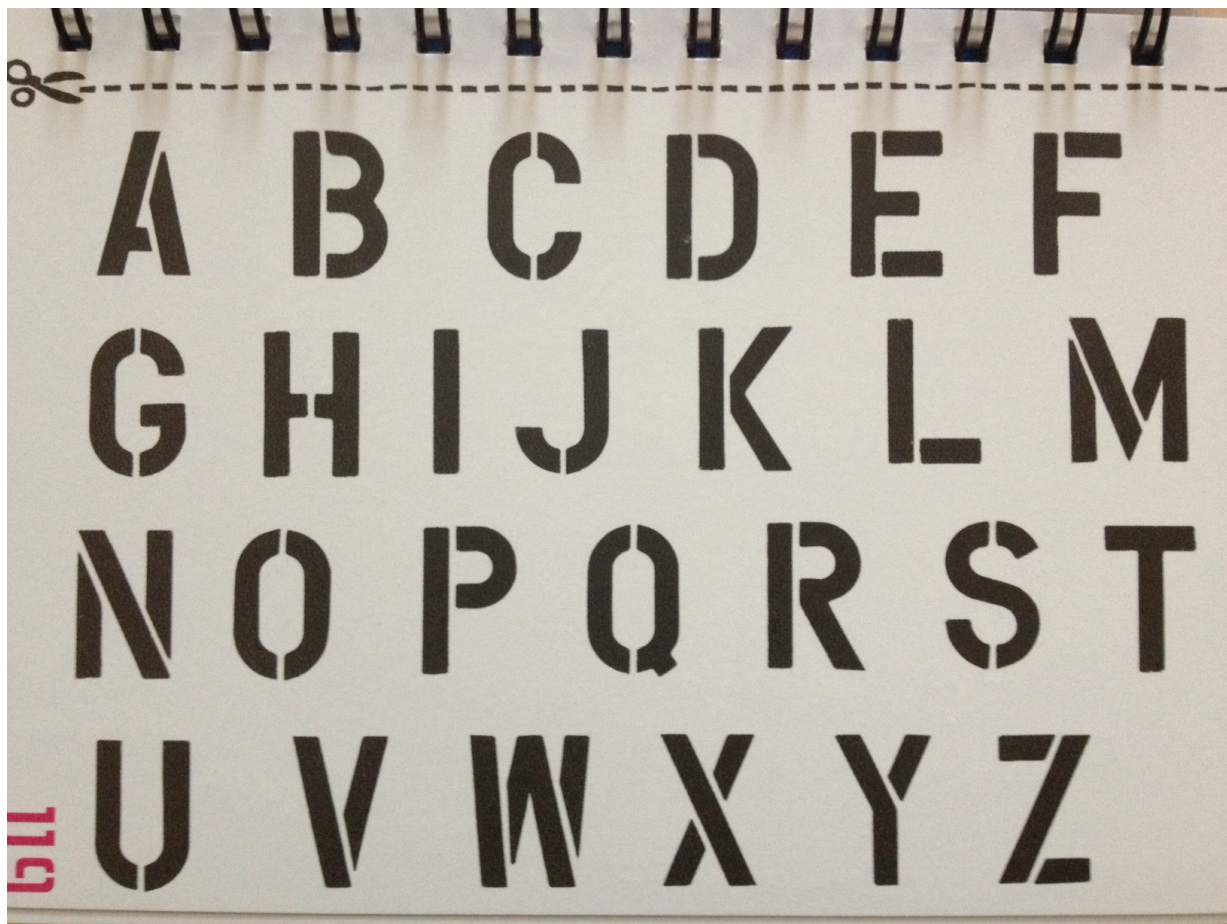
Can you find these clocks when you look around you?
Tick the box when you find the clock.

☐☐☐☐☐

Exploring Activity - see map starting point

Alphabet High Street

Can you find the letters of the alphabet when you look around you on the High Street?
Look at signs on shops, letters on the pavement and shapes/objects that look like letters.



Circle each letter when you find it and write in the bubbles where you found some of the letters.



Plaques

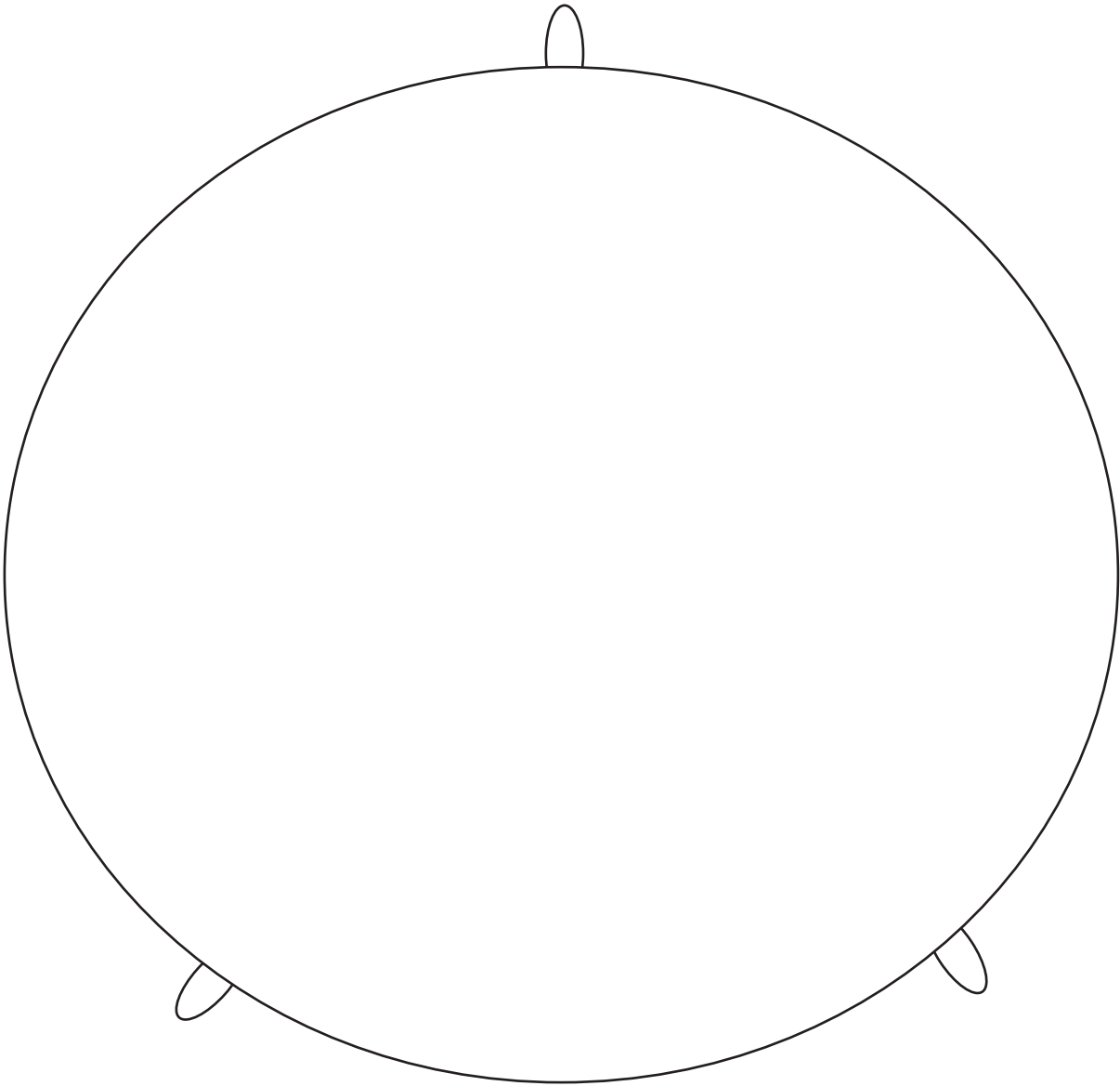
Can you find these plaques made by the local community?
Tick the boxes when you find them.

☐☐☐☐

Plaques

Create your own plaque that tells people about the new community 'Fresh Water Quays' that will be built here.

In the plaque below draw what you think 'Fresh Water Quays' will look like.



Drawing Activity- see map point **10**

War Memorial

The statue in front of you is of Job Drain, a war hero who received a medal for his bravery. Can you answer these questions by finding out more from the plaque on the front of the memorial?

Write the answers in the gaps or circle the correct answer.

- A. What medal did Job Drain receive?
- B. Which war does this memorial talk about and commemorate?
1. First World War
 2. Second World War
- C. What did Job Drain go back to collect?
1. Shoes
 2. Hats
 3. Guns
 4. People
- D. What Year is written on the plaque?
- E. Where did the battle shown on the plaque happen?
1. England
 2. France
 3. Germany



The Secret Garden

Behind this wall is a secret garden. Draw in the box below what you think it might look like. Are there flowers, fairies, insects, animals or even magical creatures?



The Secret Garden - Folly Wall

This wall looks like a very old ruin, there is a myth that a secret garden used to be behind the wall. Answer these questions below to find out more about this building. Circle the correct answers.



A. When do you think this building was made?

1. 1688
2. 1846
3. 1927
4. 2008

B. What do you think it was used for?

1. Making shoes
2. Keeping cattle
3. Fish market
4. Nothing, it's fake

C. Has this building always been here?

Yes
No

D. Is this Folly really a building?

Yes
No



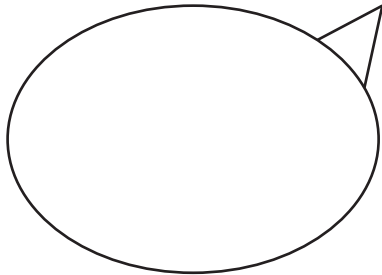
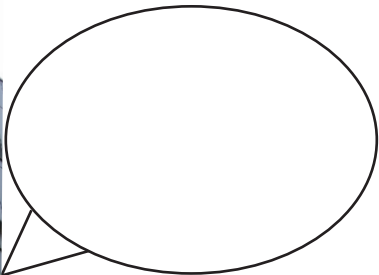
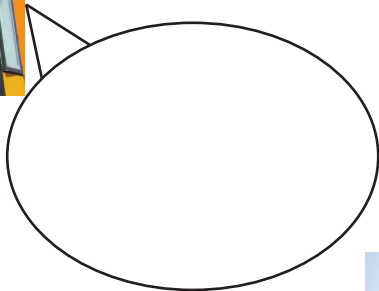
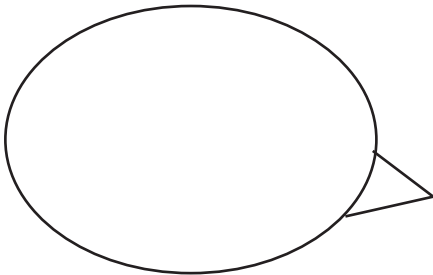
Places

Can you find where these pictures were taken?
Tick the boxes when you find where they are.

☐☐☐☐

Places

Find where these pictures were taken. Then in the speech bubbles describe what you think these buildings are used for. Also write down what textures, colours, materials and surfaces you think are in these photos.



Places

Why not try this game in the town square for some more Explorer's Pack fun. Follow the instructions below:



How to play

You will need to work as a pair. One person closes their eyes and will imagine they are a car, the other person will guide them around by driving the car using the driving instructions.

Driving instructions

- Forward: place one hand on the car's back
- Stop: both hands on the car's shoulders
- Left: one hand on left shoulder
- Right: one hand on right shoulder

Take the person with their eyes closed to an object. Stop. Ask them to touch the object and guess what it is.

The driver should pick an object in the town square and drive the car to this object. Ask the car to touch the object and guess what it is. Start playing and then swap over.



Word search

Now you have finished your Pack see if you can answer the following questions and find the words in our word search.

1. Where did the tour start? B _ S S _ _ _ _ N
2. This is located on the high street where you can buy things. M _ _ _ _ T
3. What pieces of art were made by the local community? P _ _ _ _ S
4. Who is the war hero that there is a statue of? J _ B D _ _ _ N
5. What used to be behind the folly wall? G _ _ _ _ N
6. This is another name for the town square. A _ _ _ _ _ M
7. This is one of the buildings in the town square. L _ _ _ _ Y
8. Where did the tour finish? T _ _ N S _ _ _ _ E

M	B	U	S	S	T	A	T	I	O	N	C	F	N	T
C	A	K	T	Y	A	T	T	O	F	X	N	W	C	O
S	T	R	N	H	Z	K	F	E	O	P	X	Z	U	N
B	F	U	K	R	G	Q	T	H	Q	L	M	C	H	K
W	Y	E	J	E	W	E	O	J	G	A	R	D	E	N
X	F	S	O	B	T	N	W	U	T	Q	I	J	W	T
A	Z	W	S	H	P	F	N	E	G	U	N	O	V	O
R	V	N	M	C	E	U	S	N	D	E	U	P	B	N
B	R	E	V	E	T	D	Q	S	I	S	T	F	A	I
O	S	G	E	U	Z	J	U	R	W	U	P	M	D	A
R	K	U	L	I	B	R	A	R	Y	E	K	V	P	R
E	X	S	A	N	E	A	R	B	A	L	C	N	T	D
T	D	V	P	S	N	D	E	J	Z	P	O	U	A	B
U	W	O	E	U	L	M	X	P	B	L	S	J	M	O
M	Z	B	T	S	E	Y	V	A	N	D	K	U	L	J
